

The health of Aboriginal people of NSW:

Driving health system performance and accountability

Prepared by **Dr Kerry Chant**

Chief Health Officer

Deputy Director General Population and Public Health

June 2013

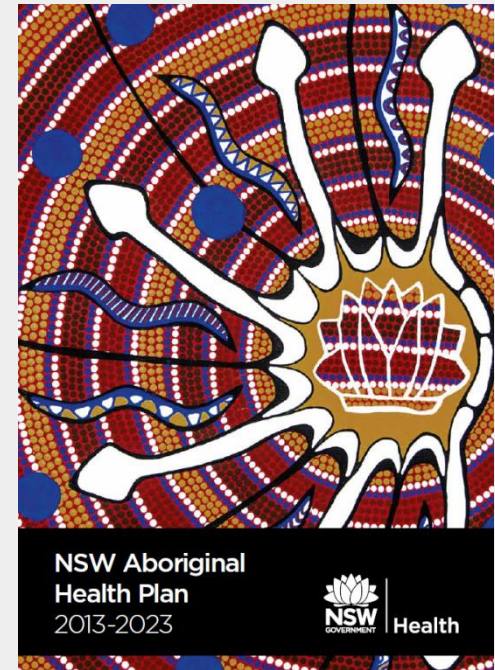
Aboriginal Health Plan 2013-2023

Vision

- Health equity for Aboriginal people, with strong, respected Aboriginal communities in NSW, whose families and individuals enjoy good health and wellbeing.

Goal

- To work in partnership with Aboriginal people to achieve the highest level of health possible for individuals, families, and communities.



Strategic Directions

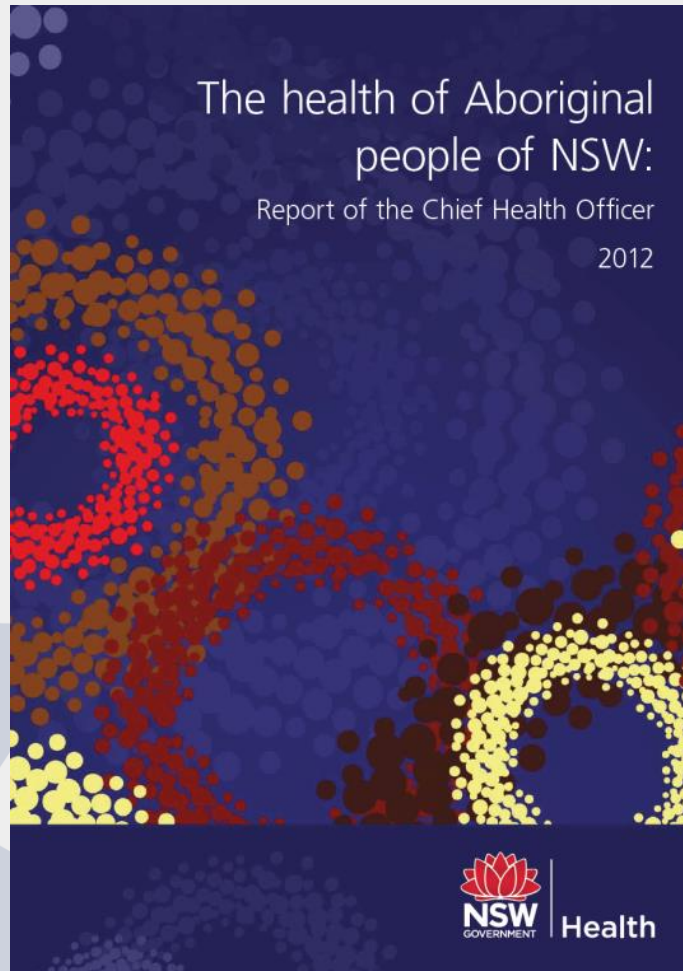


- **Strategic Direction 1:** Building trust through partnerships
- **Strategic Direction 2:** Implementing what works and building the evidence
- **Strategic Direction 3:** Ensuring integrated planning and service delivery
- **Strategic Direction 4:** Strengthening the Aboriginal workforce
- **Strategic Direction 5:** Providing culturally safe work environments and health services
- **Strategic Direction 6:** Strengthening performance monitoring, management and accountability

Driving System Performance

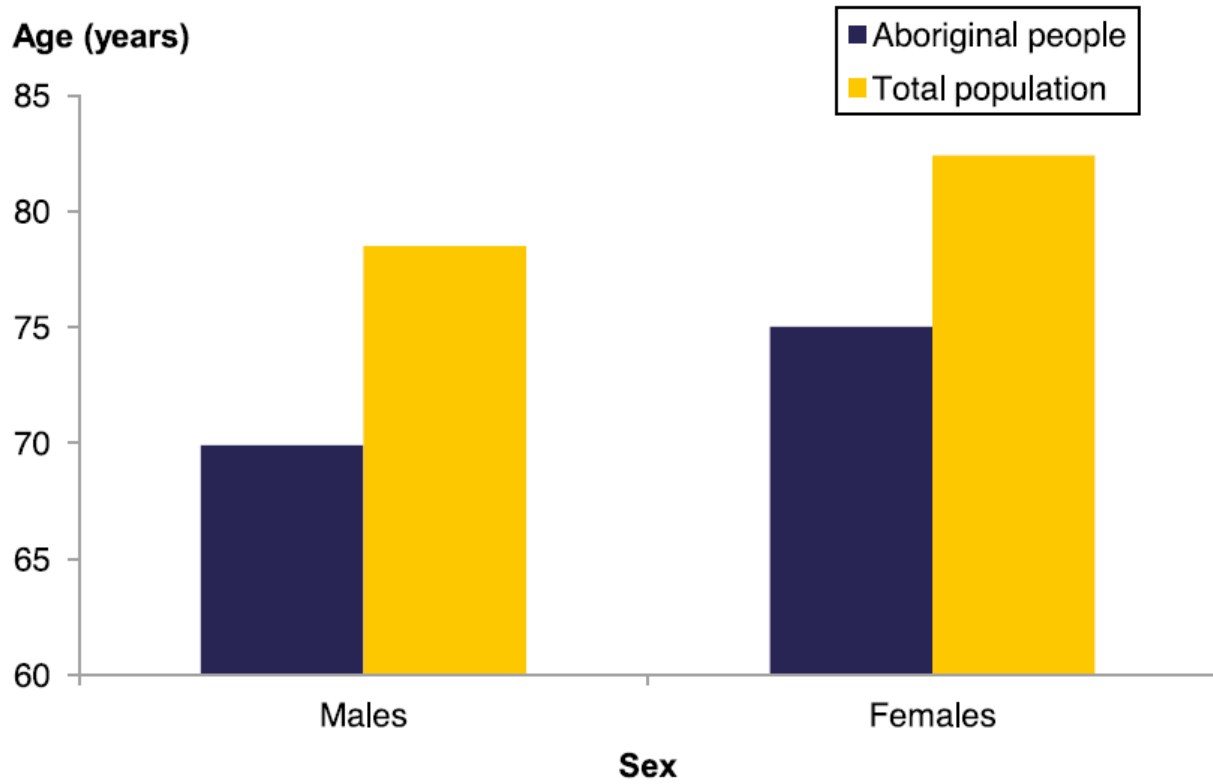
1. The health of Aboriginal people of NSW: Report of the Chief Health Officer 2012
2. Service levels agreements with Local Health Districts
3. Improving data collection systems
4. Implementing what works and building the evidence

The health of Aboriginal people of NSW: Report of the Chief Health Officer 2012



Life expectancy at birth

Figure 4: Life expectancy at birth by Aboriginality and sex, NSW, 2005 to 2007

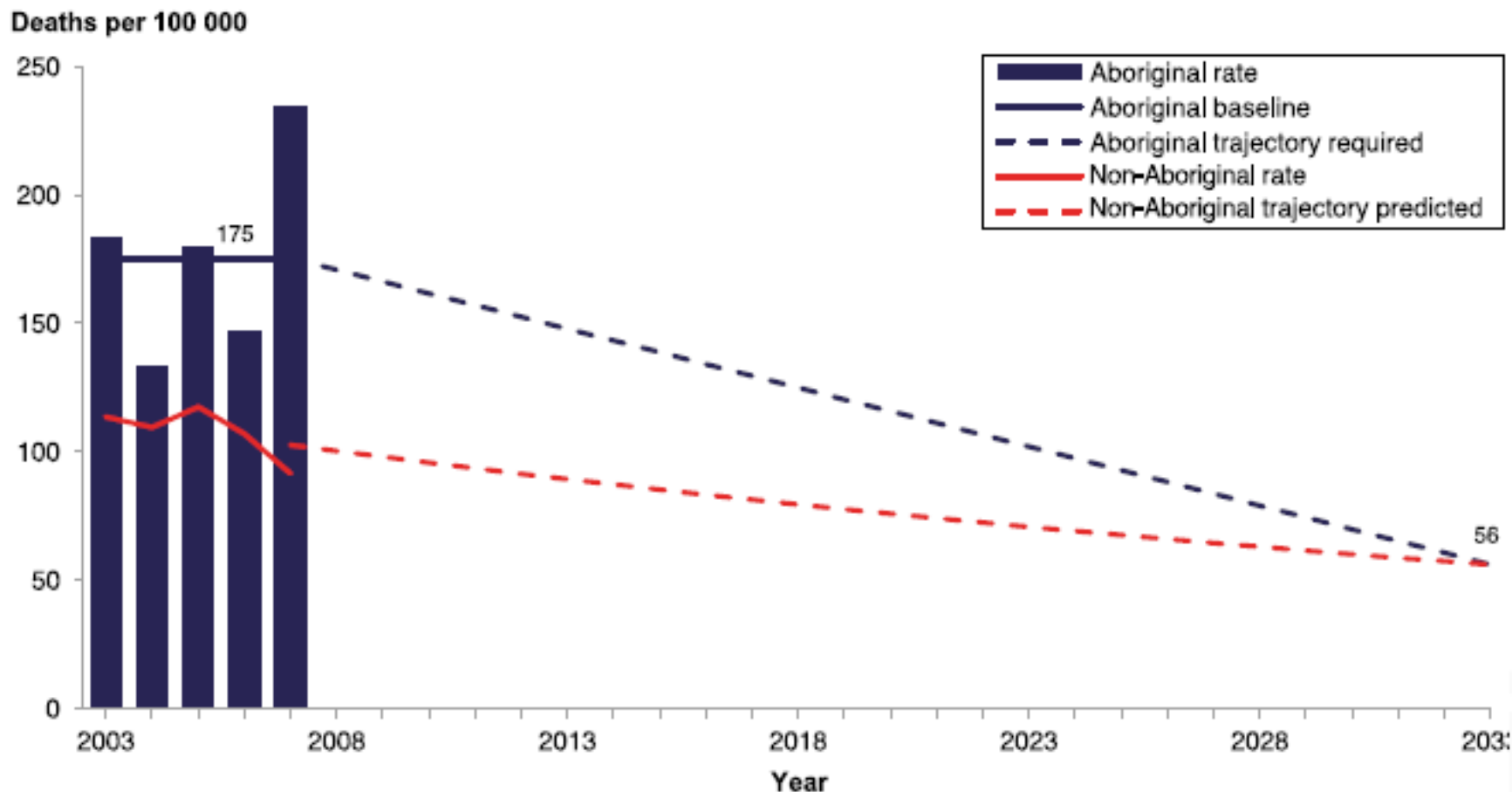


Source: Australian Bureau of Statistics. Experimental life tables for Aboriginal and Torres Strait Islander Australians, 2005–2007. Catalogue number 3302.0.55.003. Canberra: ABS, May 2009. Centre for Epidemiology and Evidence, NSW Ministry of Health.



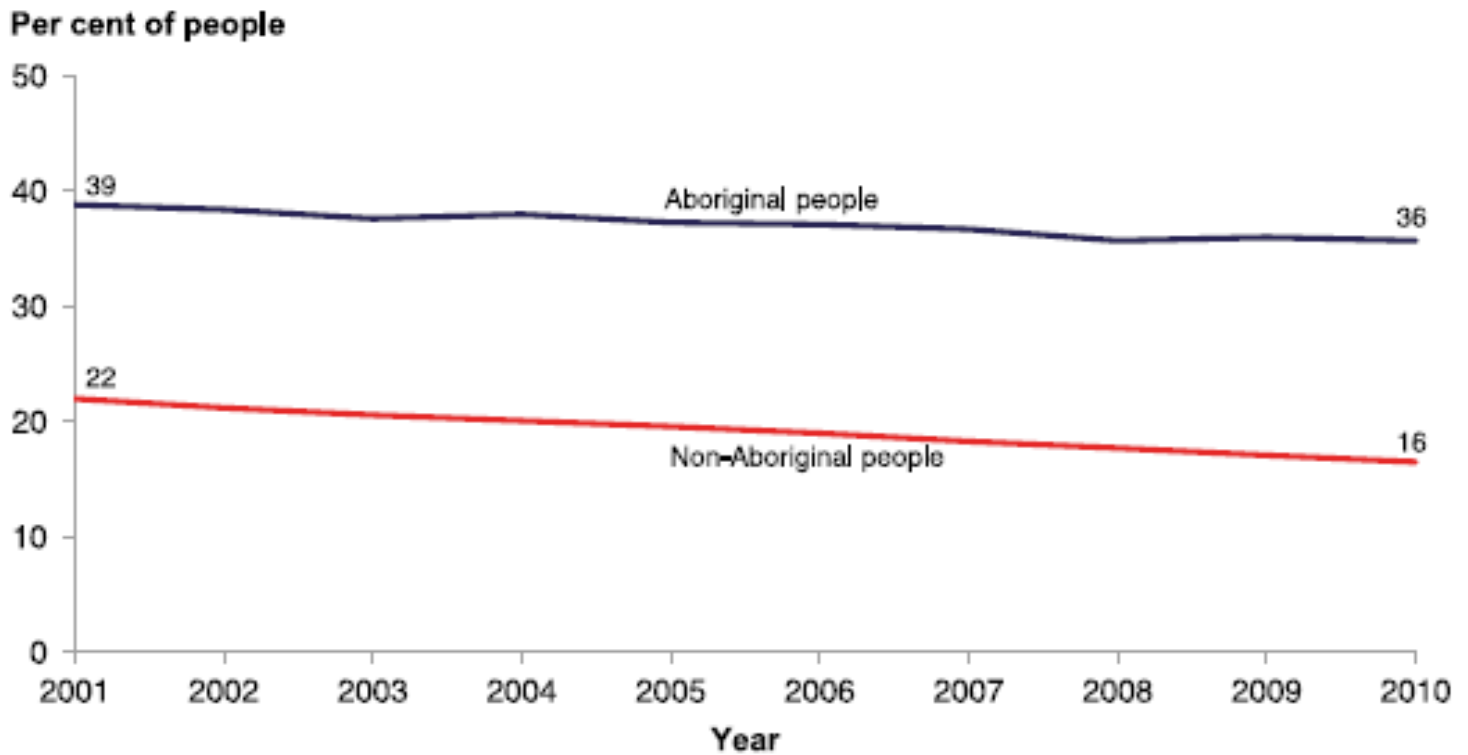
Child mortality: closing the gap

Figure 11: Child (0–4 years) death rates by Aboriginality, trajectory required to close the gap in NSW by 2033



Smoking

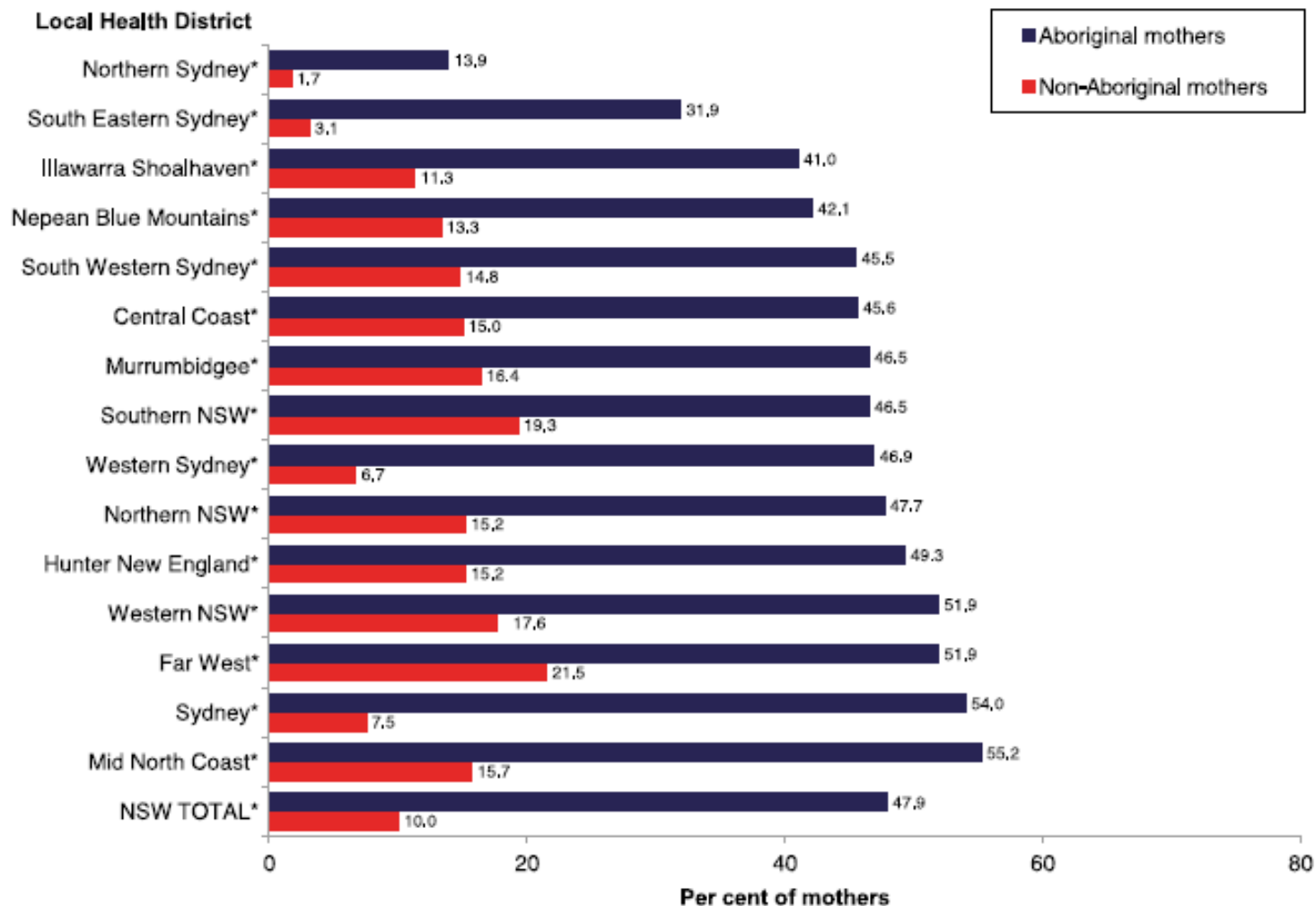
Figure 33: Current daily or occasional smoking by Aboriginality, people aged 16 years and over, smoothed estimates, NSW, 2001 to 2010



Source: NSW Adult Population Health Survey (SAPHaRI). Centre for Epidemiology and Evidence, NSW Ministry of Health.

Smoking during pregnancy


Figure 88: Smoking during pregnancy by mother's Aboriginality and Local Health District of residence, NSW, 2010



* Indicates that the difference between Aboriginal and non-Aboriginal people is significant.

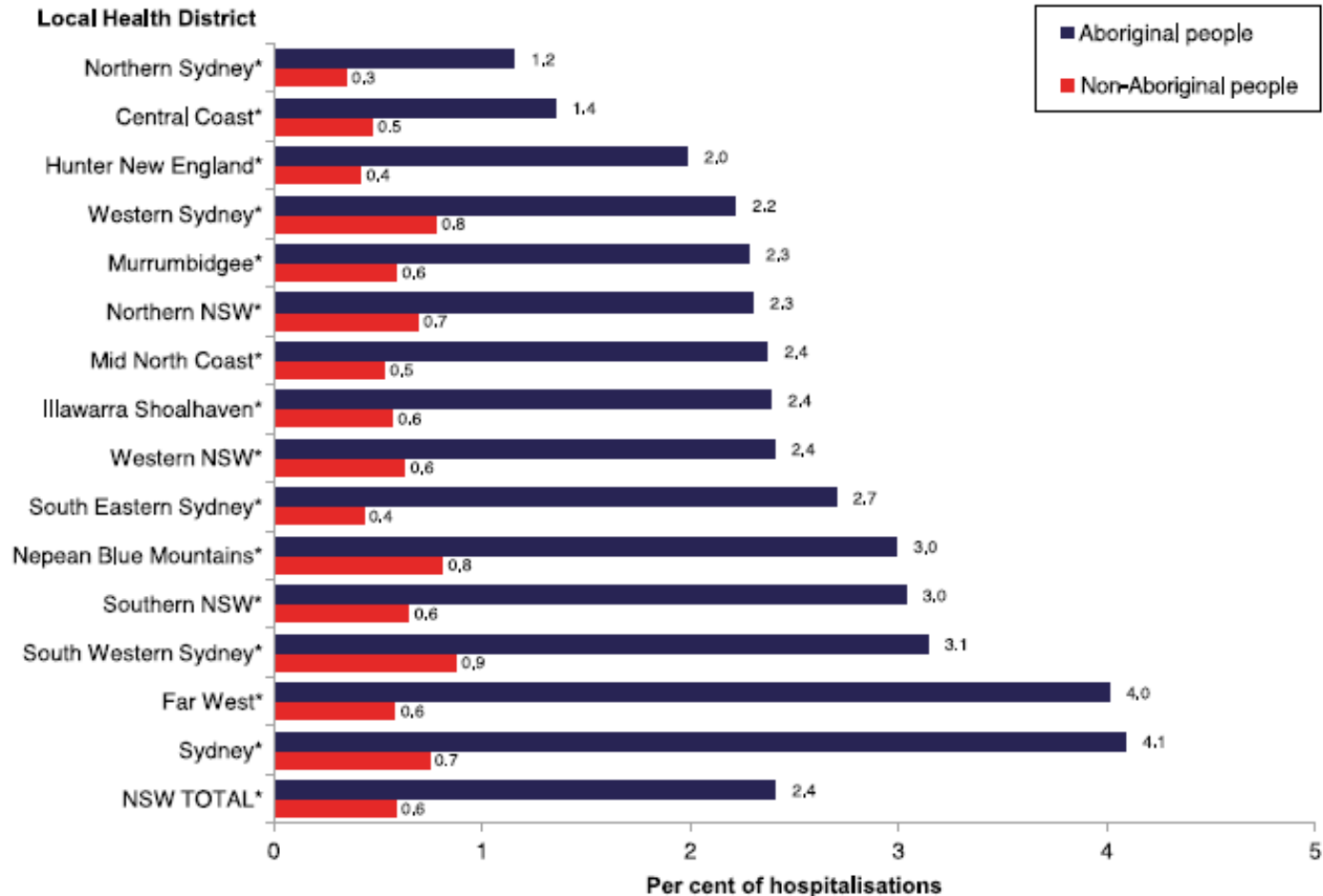
Source: NSW Perinatal Data Collection (SAPHaRI). Centre for Epidemiology and Evidence, NSW Ministry of Health.





Discharge against medical advice

Figure 72: Hospitalisations ending with discharge against medical advice by Aboriginality and Local Health District of residence, NSW, 2010–11

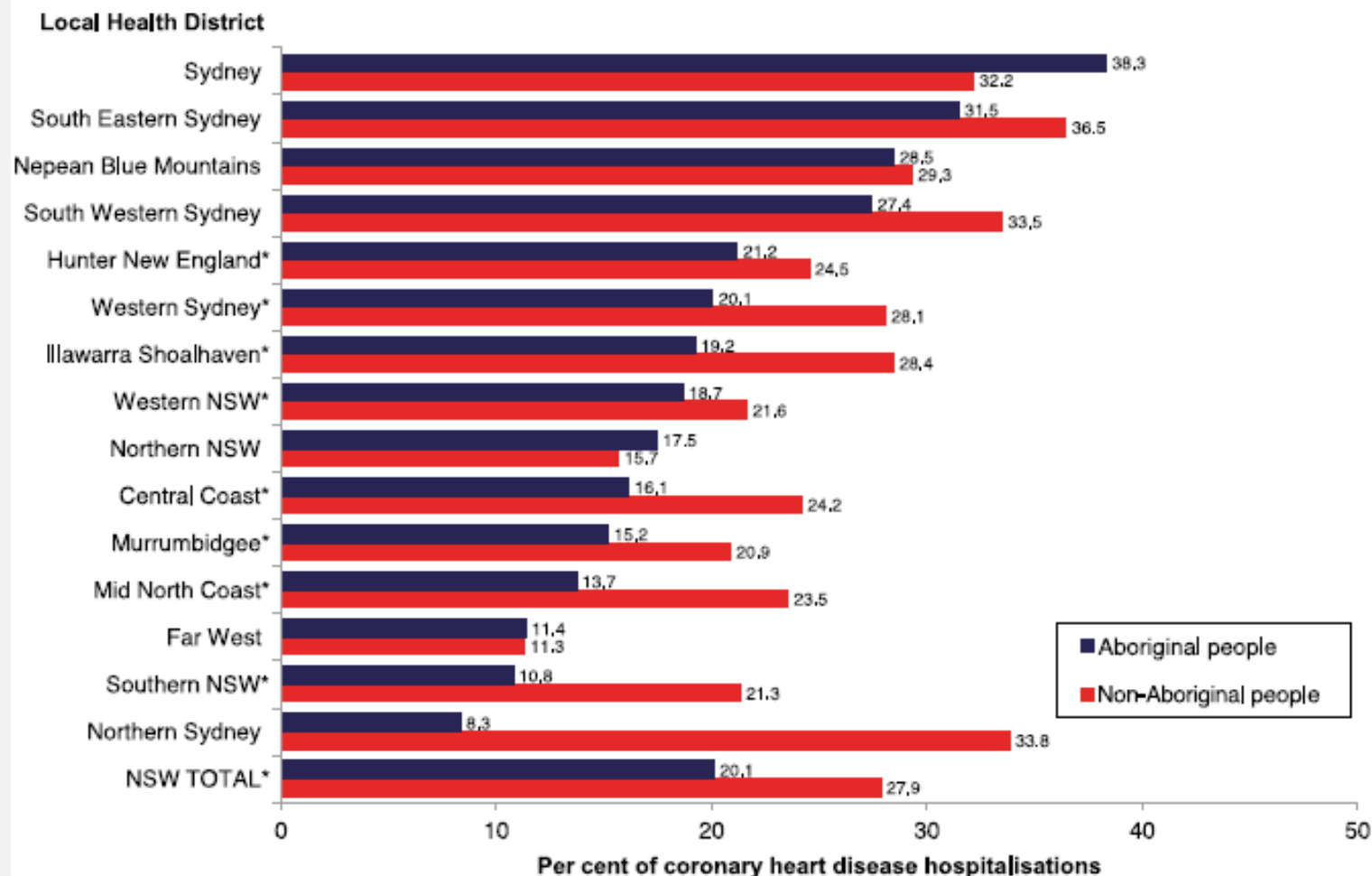


* Indicates that the difference between Aboriginal and non-Aboriginal people is significant.

Source: NSW Admitted Patient Data Collection and Australian Bureau of Statistics population estimates (SAPHaRI). Centre for Epidemiology and Evidence, NSW Ministry of Health.


Revascularisation for CHD

Figure 76: Revascularisation procedures as a proportion of all hospitalisations for coronary heart disease by Aboriginality and Local Health District of residence, NSW, 2006–07 to 2010–11 combined



* Indicates that the difference between Aboriginal and non-Aboriginal people is significant.

Source: NSW Admitted Patient Data Collection and Australian Bureau of Statistics population estimates (SAPHaRI). Centre for Epidemiology and Evidence, NSW Ministry of Health.



Service level agreements Local Health Districts

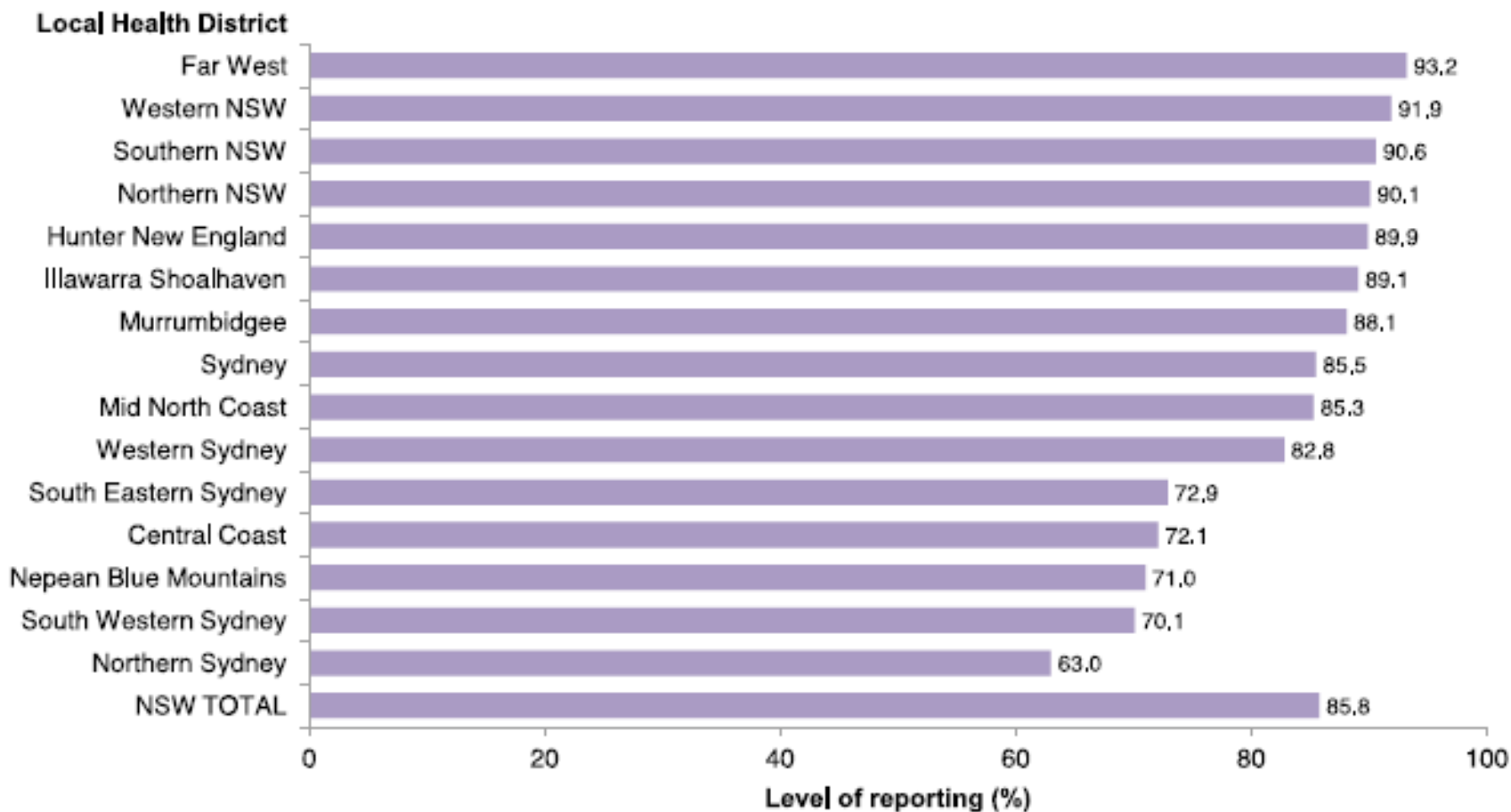
Increased Aboriginal health indicators in service agreements

Aboriginal Health Indicator	LHD Service Agreements	
	2012/13	2013/14
Aboriginal inpatients who Discharge Against Medical Advice (%)	X	X
Connecting Care Program: Aboriginal people enrolled (number)	X	X
STI testing/treatment/management: occasions of service within publicly-funded sexual health services by specific priority populations: Aboriginal people (Number, proportion)	X	X
HIV testing/treatment/management: occasions of service within publicly-funded by specific priority population: Aboriginal people (Number, %)	X	X
Aboriginal Children fully immunised (%) <ul style="list-style-type: none"> • At one year of age • At 4 years of age 	X	X
Women who identify as having an Aboriginal baby who receive antenatal care before 14 weeks gestation (%)	X	X
Unplanned hospital readmissions within 28 days of separation by Aboriginality (%)		X
Unplanned and emergency re-presentations to the same Emergency Department within 48 hours by Aboriginality (%)		X
Aboriginal women who smoked at any time during pregnancy (%)		X
Breast screen participation rates for Aboriginal women		X
Connecting Care Program: People identified as eligible for 48 Hr Follow up		X
Workforce participation by Aboriginality (%)		X
Evidence of consultation with local Aboriginal Community Controlled Health Services in the development of the LHD Health Care plan		X

Improving data quality

Improved reporting of Aboriginal people in health datasets


Figure 90: Estimated level of reporting in the Admitted Patient Data Collection by Local Health District, NSW, 2007–08



Source: Records of NSW Admitted Patient Data linked with records of the NSW Emergency Department Data Collection, NSW Perinatal Data Collection, Australian Bureau of Statistics death registration data and Registry of Births, Deaths and Marriages birth registration data. Centre for Epidemiology and Evidence, NSW Ministry of Health.

Better ways to report on the health of Aboriginal people

- From early 2012 the NSW Population Health Survey is increasing the representation of Aboriginal people by:
 - Including **mobile telephone numbers** in the sample
 - Asking respondents if **other people** in the household are Aboriginal or Torres Strait Islander.
- Progress and Impact
 - Using mobile phone numbers have increased the number of young Aboriginal people in the sample by 15%.
 - The new question about other household members who are Aboriginal has enabled more Aboriginal people to be surveyed.



**NSW Aboriginal
Health Plan**
2013-2023

